

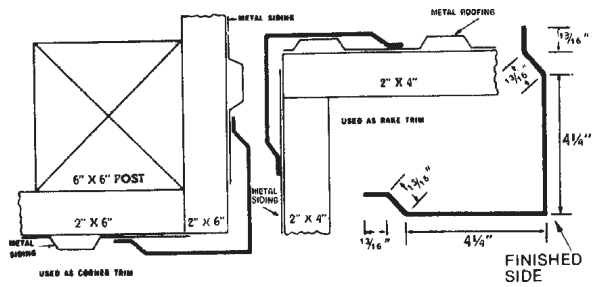
REPLACES ALL PREVIOUS PRICE SHEETS

PREPAINTED WHITE PANELDRAIN ROOFING ACCESSORIES

PRICES PER 100 FT.

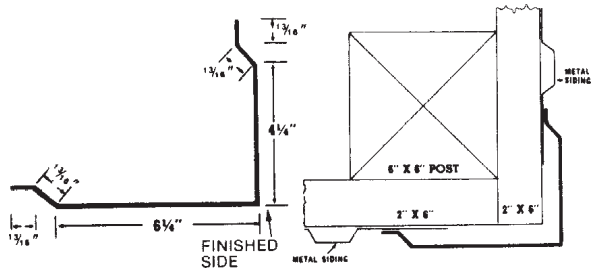
WHSE

4010-020-0221	#221 Rake & Corner - 11-3/4" Girth	10' Lgths.	67.50
4010-020-0222	#222 Rake & Corner - 11-3/4" Girth	12' Lgths.	67.50
4010-020-0224	#221-14 Rake & Corner - 11-3/4" Girth	14' Lgths.	67.50
4010-020-0223	#223 Corner/Gable Trim 13-3/4" Girth - 10'	118.95	
4010-020-0242	#242 Double Angle Trim	10' Lgths.	22.10



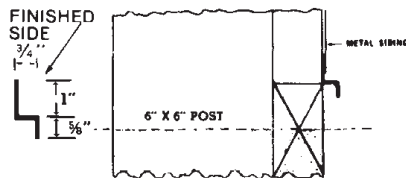
RAKE AND CORNER TRIM

Number	Color	Lgth
221 - 10	White	10'
222 - 12	White	12'
221 - 14	White	14'
122 - 12	Galv.	12'
121 - 14	Galv.	14'



RAKE AND CORNER TRIM

Number	Color	Length
123	Galv.	10'
124	Galv.	12'
223	White	10'
224	White	12'



DOUBLE ANGLE TRIM

Number	Color	Length
242	White	10'