

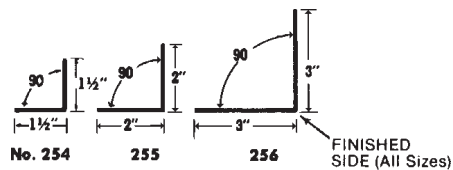
REPLACES ALL PREVIOUS PRICE SHEETS

PREPAINTED WHITE PANELDRAIN ROOFING ACCESSORIES

PRICES PER 100 FT.

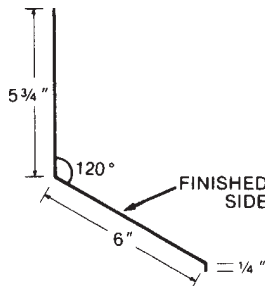
WHSE

4010-020-2987	#2987 Framing Closure-3/4" "J" - 10' Lgths.	27.60
4010-020-0248	#248 Sealtite Track Cover - 10'1" Lgths.	110.00
4010-020-0249	#249 National Track Cover - 10' Lgths	89.10
4010-020-0250	#250 Door Edge Cover - 10' Lgths.	57.25
4010-020-0289	#289 Univ.End Wall Flashing - 10' Lgths.	118.95
1012-040-0211	#254 Angle Trim - 1-1/2" x 1-1/2" - 10'	24.45
1012-040-0222	#255 Angle Trim - 2" X 2" - 10' Lgths.	35.65
1012-040-0233	#256 Angle Trim - 3" X 3" - 10' Lgths.	50.20



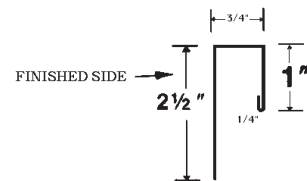
**ANGLE TRIM**

Number	Color	Length
154 - 1-1/2"	Galv.	10'
155 - 2"	Galv.	10'
156 - 3"	Galv.	10'
254 - 1-1/2"	White	10'
255 - 2"	White	10'
256 - 3"	White	10'



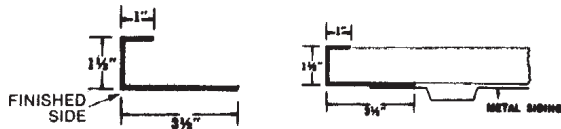
**UNIVERSAL  
END WALL FLASHING**

Number	Color	Length
289	White	10'



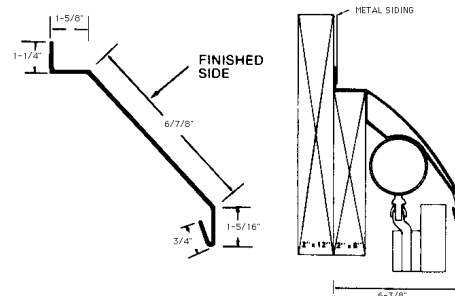
**FRAMING CLOSURE**

Number	Color	Length
2987	White	10'



**DOOR EDGE COVER**

Number	Color	Length
250	White	10'



**SEALTITE TRACK COVER**

Number	Color	Length
248	White	10'1"