


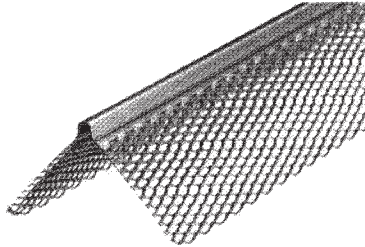
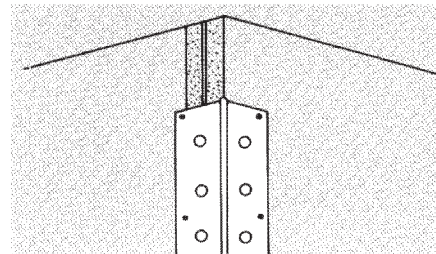
**WALLBOARD CORNER BEAD AND CASING**



**WALLBOARD CORNER BEAD**  
1 1/4" x 1 1/4"

Designed for use with all wallboard thicknesses single layer application or double layer application of 3/8" or 1/2" wallboard. Galvanized steel.\*

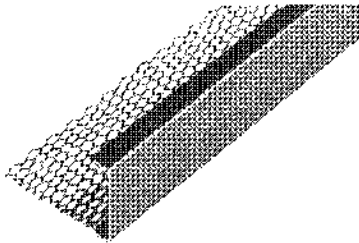
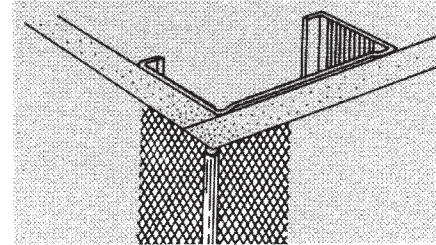
Size	Stocked Length	Pcs. per Carton	Ft. per Carton	Wt. per 1,000 Lin. Ft.
1 1/4" x 1 1/4"	8'	63	504	137 lbs.



**EXPANDED VENEER CORNER BEAD**

Used as an alternate to the Kal-Korner Bead for exterior corners. Has 1 1/8" flanges. Galvanized steel.\*

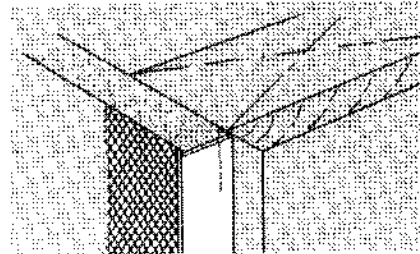
Length	Pcs. per Carton	Wt. per 1,000 Lin. Ft.
8'	60	88 lbs.



**VENEER J TRIM CASING BEAD**

Used as a finished edge at door and window jambs by slipping over edge of plaster base. Galvanized steel.\*

Size	Length	Pcs. per Carton	Wt. per 1,000 Lin. Ft.
1/2"	10'	50	98 lbs.



SUSPENDED CEILING GRID

			Per Each
4182-000-0002	CROSS T's - White - 2' Lengths		
		50 Pcs. Per Ctn.	.36
4182-000-0004	CROSS T's - White - 4' Lengths		
		50 Pcs. Per Ctn.	.66