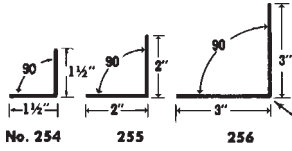
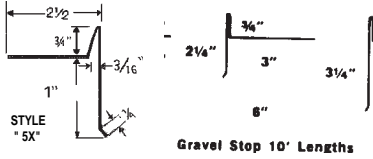
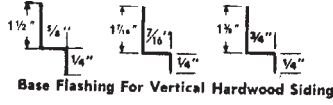
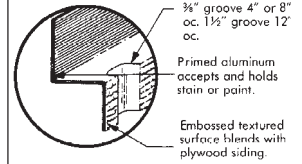


# ROOF EDGE AND METAL TRIM



**Plyflash**  
"2" flashing that virtually fades into the woodwork.



Style A Barn Battens 8' and 10' Lengths

## STEEL GRAVEL STOP

Galv. - 10' Lgths.

### DESCRIPTION

DESCRIPTION	Unit	Qty.	Price Per Ft.
6" KM Galv. Gravel Stop	Ft.	1	
	Bdle.	500'	
5" Galv."X" Gravel Stop	Ft.	1	
	Bdle.	500'	
7" Galv. Roof Starter	Ft.	1	
	Bdle.	500'	

## DOUBLE ANGLE FLASHING

Galv. - 10' Lgths.

### DESCRIPTION

DESCRIPTION	Unit	Qty.	Price Per Ft.
5/8" Galv. Z Base Flashing	Ft.	1	
	Bdle.	500'	

## NICHOLS-HOMESHIELD PLYFLASHING

### DESCRIPTION

DESCRIPTION	Unit	Qty.	Price
5/8" X 50" Mill Finish Aluminum Plyflash	Pc.	1	
	Ctn.	100	

## RIDGE CAP & METAL TRIM

### PLAIN GALV. STEEL RIDGE ROLL

10 Ft. Lengths

### DESCRIPTION

DESCRIPTION	Unit	Qty.	Price Per Ft.
1.5" Plain Ridge Roll - 10' Lgth. - CLOSEOUT	Ft.	1	
2" Plain Ridge Roll - 10' Lgth.	Ft.	1	
3" Plain Ridge Roll - 10' Lgth. - CLOSEOUT	Ft.	1	

## BALL FINIALS

Galv. Steel

### DESCRIPTION

DESCRIPTION	Unit	Qty.	Price
2" Ball Finial	Ea.	1	

## GALV. STEEL ANGLE TRIM

Galv. Steel - 10' Lgths.

### DESCRIPTION

DESCRIPTION	Unit	Qty.	Price Per Ft.
2" X 2" Galv. Angle Trim	Ft.	1	
3" X 3" Galv. Angle Trim	Ft.	1	
	Bdle.	500'	

## PAINTED STEEL ANGLE TRIM

Painted White - 10' Lgths.

### DESCRIPTION

DESCRIPTION	Unit	Qty.	Price Per Ft.
1.5"x1.5"-10' White Angle Trim	Ft.	1	
	Bdle.	500'	
2" X 2"- 10' White Angle Trim	Ft.	1	
	Bdle.	500'	
3" X 3"- 10' White Angle Trim	Ft.	1	
	Bdle.	500'	

## BARN BATTEN

Galv. Steel

### DESCRIPTION

DESCRIPTION	Unit	Qty.	Price Per Ft.
8' Galv. Barn Batten	Ft.	1	
10' Galv. Barn Batten	Ft.	1	

