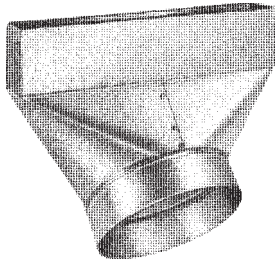



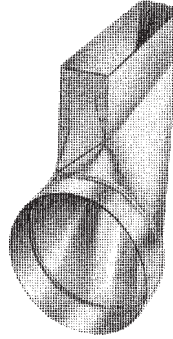
REGISTER BOXES




#P7 REGISTER BOX



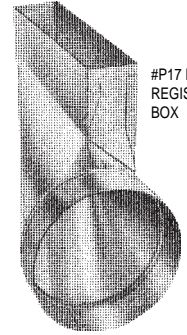
#P13 REGISTER BOX



#P17 LH REGISTER BOX



#P17 REGISTER BOX



#P17 RH REGISTER BOX

P5 Straight Register Box

<u>DESCRIPTION</u>	<u>Unit</u>	<u>Qty.</u>	<u>Price</u>
P5 6 X 12 - 6" Regst. Box	Each	1	
	Ctn.	12	
P5 6 X 12 - 7" Regst. Box	Each	1	
	Ctn.	12	
P5 6 X 14 - 7" Regst. Box	Each	1	
	Ctn.	3	
P5 6 X 14 - 8" Regst. Box	Each	1	
	Ctn.	3	

P7 Angle Register Box

P7 2-1/4 X 12 - 6" Regst. Box	Each	1	
	Ctn.	12	
P7 2-1/4 X 14 - 5" Regst. Box	Each	1	
	Ctn.	12	
P7 2-1/4 X 14 - 6" Regst. Box	Each	1	
	Ctn.	12	
P7 2-1/4 X 14 - 7" Regst. Box	Each	1	
	Ctn.	12	

P13 Elbow Register Box

P13 2-1/4 X 10 - 5" Regst. Box	Each	1	
	Ctn.	12	
P13 2-1/4 X 10 - 6" Regst. Box	Each	1	
	Ctn.	12	
P13 2-1/4 X 12 - 5" Regst. Box	Each	1	
	Ctn.	12	
P13 2-1/4 X 12 - 6" Regst. Box	Each	1	
	Ctn.	12	
P13 2-1/4 X 12 - 7" Regst. Box	Each	1	
	Ctn.	12	
P13 2-1/4 X 14 - 6" Regst. Box	Each	1	
	Ctn.	12	
P13 2-1/4 X 14 - 7" Regst. Box	Each	1	
	Ctn.	6	
P13 4 X 10 - 6" Regst. Box	Each	1	
	Ctn.	12	
P13 4 X 12 - 6" Regst. Box	Each	1	
	Ctn.	12	
P13 4 X 12 - 7" Regst. Box	Each	1	
	Ctn.	12	
P13 4 X 14 - 6" Regst. Box	Each	1	
	Ctn.	12	
1P13 4 X 14 - 7" Regst. Box	Each	1	
	Ctn.	3	
P13 4 X 14 - 8" Regst. Box	Each	1	
	Ctn.	3	
P13 6 X 10 - 6" Regst. Box	Each	1	
	Ctn.	3	

P13 6 X 12 - 6" Regst. Box

Each 1
Ctn. 6

P13 6 X 12 - 7" Regst. Box

Each 1
Ctn. 6

P13 6 X 14 - 7" Regst. Box

Each 1
Ctn. 3

P13 6 X 14 - 8" Regst. Box

Each 1
Ctn. 3

P17 Straight End Register Box

<u>DESCRIPTION</u>	<u>Unit</u>	<u>Qty.</u>	<u>Price</u>
P17 2-1/4 X 12 - 6" Regst. Box	Each	1	
	Ctn.	12	
P17 2-1/4 X 14 - 4" Regst. Box	Each	1	
	Ctn.	12	
P17 2-1/4 X 14 - 6" Regst. Box	Each	1	
	Ctn.	12	
P17 2-1/4 X 14 - 7" Regst. Box	Each	1	
	Ctn.	6	
P17 4 X 10 - 6" Regst. Box	Each	1	
	Ctn.	12	
P17 4 X 12 - 6" Regst. Box	Each	1	
	Ctn.	12	
P17 4 X 12 - 7" Regst. Box	Each	1	
	Ctn.	12	
P17 4 X 14 - 6" Regst. Box	Each	1	
	Ctn.	12	
P17 4 X 14 - 7" Regst. Box	Each	1	
	Ctn.	6	
P17 4 X 14 - 8" Regst. Box	Each	1	
	Ctn.	3	
P17 6 X 12 - 6" Regst. Box	Each	1	
	Ctn.	3	
P17 6 X 14 - 7" Regst. Box	Each	1	
	Ctn.	3	
P17 6 X 14 - 8" Regst. Box	Each	1	
	Ctn.	3	

P17L - Left Hand End Register Box

P17L 2-1/4 X 12 - 6" Regst.Box	Each	1	
	Ctn.	12	
P17L 2-1/4 X 12 - 7" Regst.Box	Each	1	
	Ctn.	12	
P17L 2-1/4 X 14 - 6" Regst.Box	Each	1	
	Ctn.	12	
P17L 2-1/4 X 14 - 7" Regst.Box	Each	1	
	Ctn.	6	
P17L 4 X 12 - 6" Regst.Box	Each	1	
	Ctn.	12	

