



# WARM AIR HEATING CONTROLS



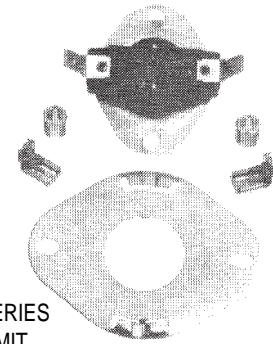
7000 BER



7000 BKER



7200DER



HF-HL SERIES  
FAN & LIMIT

## ROBERTSHAW CONTROLS

DESCRIPTION	Unit	Qty.	Price
<u>Gas Valves</u>			
7000BKERS7B RS NG Valve - 1/2 x 1/2 Pilot & Main Solenoid Valves With Ignition Control Terminal Block - RUUD P/N 60-21324-07	Each	1	
7000BER8601 RS Nat Gas Valve(700-400)	Each	1	
7000 BERS7C RS Nat Gas Valve(700-428)	Each	1	
7200DER Gas Valve RUUD P/N 60-22525-04	Each	1	
7200IPER Gas Valve RUUD P/N 60-233442-01	Each	1	
7200ER-S7C Valve RUUD P/N 6022525-02	Each	1	
7000 ERHC Uninol Gas Valve	Each	1	

### Ignition Controls - Spark

SP735A RS Ignition Control(62-22821-01) Each 1

### Pilot Burners - Spark

5S20 Pilot Burn. Elect. Ign.(62-21024-02)	Each	1	
#76912 Pilot Burn.Elect. Ign.(62-21488-01)	Each	1	
#78650 Pilot Burn. Elect. Ign.(62-21743-05)	Each	1	
#830-703 Pilot Burn.Elect. Ign.	Each	1	
#830-705 Pilot Burn.Elect. Ign.	Each	1	
#830-708 Pilot Burn.Elect. Ign.	Each	1	

### Ignition Controls - Hot Surface


HS780-34-PL308 HSI RUUD P/N62-22578-01	Each	1	
R/S Norton HSI Igniter RUUD P/N 62-22868-93	Each	1	
R/S Norton 41-411; 41-402; 41-405 Igniters	Each	1	

### Thermostats


#200-401 Heating Only	Each	1	
#400-420 Heating-Cooling - SubBase Inc.	Each	1	

## ESSEX Gas Valves


SX 242N Gas Valve - RUUD P/N 60-20936-01	Each	1	
--	------	---	--



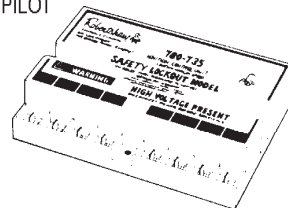
#78650 PILOT



#76912 PILOT



SX242N



MANUAL RESET SP735  
(LOCKOUT)

## WHITE RODGERS - GEM FAN & LIMIT SWITCHES

### FAN CONTROLS - SPST - Makes On Temp. Rise

Rating: 100,000 Cycles

Inductive Load - 10 FLA - 60 LRA @ 120 Volt

5 FLA - 30 LRA @ 240 Volt


Resistive Load - 25 FLA @ 120 or 240 Volt

DESCRIPTION	Unit	Qty.	Price
3F01-110 Fan Control - 110° Cut In - 90° Cut Out	Each	1	
3F01-120 Fan Control - 120° Cut In - 100° Cut Out	Each	1	
3F01-130 Fan Control - 130° Cut In - 110° Cut Out	Each	1	
3F01-140 Fan Control - 140° Cut In - 120° Cut Out	Each	1	
3F01-150 Fan Control - 150° Cut In - 130° Cut Out	Each	1	
3F01-160 Fan Control - 160° Cut In - 140° Cut Out	Each	1	
3F01-170 Fan Control - 170° Cut In - 150° Cut Out	Each	1	
3F01-180 Fan Control - 180° Cut In - 150° Cut Out	Each	1	
3F01-200 Fan Control - 200° Cut In - 180° Cut Out	Each	1	
3F01-250 Fan Control - 250° Cut In - 220° Cut Out	Each	1	
HF 757 Adj. Fan Control - Flush Mount			
Adjustable 70° to 160° - 30° Differential	Each	1	
03F02-125 WR Thermal Disc - With 24 Volt Heat Anticipator	Each	1	

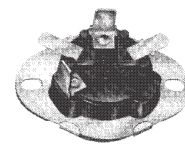
### LIMIT CONTROLS - SPST - Opens On Temp. Rise

Rating: Same as HF Series

3L01-140 Limit Control - 100° Cut In - 140° Cut Out	Each	1	
3L01-150 Limit Control - 110° Cut In - 150° Cut Out	Each	1	
3L01-165 Limit Control - 125° Cut In - 165° Cut Out	Each	1	
3L01-170 Limit Control - 130° Cut In - 170° Cut Out	Each	1	
3L01-180 Limit Control - 140° Cut In - 180° Cut Out	Each	1	
3L01-190 Limit Control - 150° Cut In - 190° Cut Out	Each	1	
3L01-200 Limit Control - 160° Cut In - 200° Cut Out	Each	1	
3L01-250 Limit Control - 210° Cut In - 250° Cut Out	Each	1	
3L01-300 Fixed Limit - 250° Cut In - 300° Cut Out	Each	1	
3L01-350 Fixed Limit - 300° Cut In - 350° Cut Out	Each	1	
HL 758 Adj. Limit Control - Flush Mount			
Adjustable 110° to 200° - 30° Differential	Each	1	



FLUSH MOUNT  
FAN & LIMIT



3F02-125